


H 1 0 SPORTSMANSHIP

GRAND TOTALS	#Reports	TEAM	COACH	FANS	TOTALS
Kuemper	33	1.030	1.061	1.061	1.051
Clarinda	28	1.179	1.000	1.036	1.072
Red Oak	32	1.000	1.062	1.188	1.083
Shenandoah	20	1.000	1.200	1.150	1.117
Atlantic	41	1.122	1.098	1.146	1.122
Creston	37	1.189	1.135	1.135	1.153
Glenwood	39	1.231	1.103	1.128	1.154
Denison	38	1.079	1.342	1.132	1.184
Harlan	44	1.250	1.386	1.114	1.250
Lewis Central	42	1.024	2.048	1.143	1.405

2011
2012


TOTALS:
Avg # Reports 35.4
Avg Totals 1.159

FOOTBALL	#Reports	TEAM	COACH	FANS	TOTALS
Red Oak	20	1.000	1.000	1.000	1.000
Shenandoah	11	1.000	1.091	1.000	1.030
Kuemper	18	1.056	1.111	1.056	1.074
Clarinda	15	1.333	1.000	1.067	1.133
Atlantic	29	1.172	1.138	1.207	1.172
Glenwood	25	1.360	1.160	1.160	1.227
Creston	20	1.350	1.250	1.250	1.283
Denison	20	1.150	1.650	1.250	1.350
Harlan	30	1.367	1.567	1.167	1.367
Lewis Central	30	1.033	2.133	1.133	1.433




TOTALS:
Avg # Reports 21.8
Avg Totals 1.207

VOLLEYBALL	#Reports	TEAM	COACH	FANS	TOTALS
Atlantic	12	1.000	1.000	1.000	1.000
Clarinda	13	1.000	1.000	1.000	1.000
Creston	17	1.000	1.000	1.000	1.000
Denison	18	1.000	1.000	1.000	1.000
Harlan	14	1.000	1.000	1.000	1.000
Kuemper	15	1.000	1.000	1.067	1.022
Glenwood	14	1.000	1.000	1.071	1.024
Red Oak	12	1.000	1.167	1.500	1.222
Shenandoah	9	1.000	1.333	1.333	1.222
Lewis Central	12	1.000	1.833	1.167	1.333



TOTALS:
Avg # Reports 13.6
Avg Totals 1.082

B BASKETBALL	#Reports	TEAM	COACH	FANS	TOTALS



TOTALS:
Avg # Reports 0
Avg Totals 0.000